

Form I



THIS IS HOW





Welcome

Now that you have become a pupil in Strathearn we want to welcome you to Form 1. This booklet has been designed to help you settle in quickly to the routine of your new school.



REMEMBER everyone has been a new girl at some time so we all know how you feel. You will soon settle down, so try not to worry. If you need to know anything, or are worried about something, all you have to do is ask.

You can ask

-  Your Form Tutor
-  Your Peer Mentor
-  Your Year Head
-  Any other teacher



Everyone will be happy to help you.


A Strathearn Girl

LOST PROPERTY

Lost items may be claimed from here. This is only possible if the item is labelled!

VERY IMPORTANT

MAKE SURE EVERY ITEM OF SCHOOL UNIFORM IS CLEARLY LABELLED WITH YOUR NAME - DON'T FORGET TO LABEL MUSICAL INSTRUMENTS AND HOCKEY STICKS ETC ALSO!




The Lost Property store is open every Tuesday & Thursday at Break Time 10.50 - 11.05. It is located in Miskelly House.




Your First Day

Date: _____

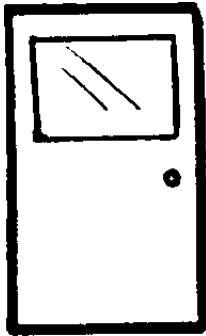
- 1 Please remember that school will start at 10.00 am.



- 2 You should arrive in school at 9.45 am.




- 3 GO STRAIGHT TO YOUR FORM ROOM where your Form Tutor will be waiting to meet you again.



Bring your coat to the Form room.


- 4 Your Form Tutor will then take you to assembly.

- 5 There will be a morning BREAK so remember to bring a snack to eat, if you wish.



- 6 You will be given stationery in school and you may leave it in your locker or take it home.

- 7 On the first day school ends at 12.50 pm and you are free to go home at this time. Lunch will not be available in school on the first day.



Check List For Your First Day

1



A Pen

2




A Pencil

3



An
Eraser

4




A Large
School Bag

5

A Key-
ring for
your
Locker
Key




A Snack
to Eat at
Break



6

If you bring a
purse make sure
it is small enough
to fit into the
pocket of your
skirt




7

Your Second Day

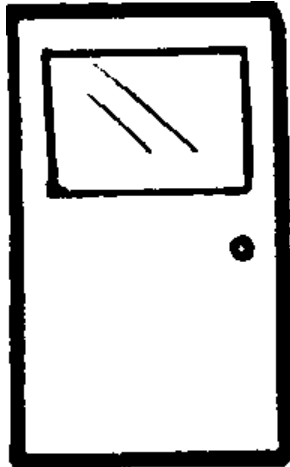
This is a normal school day, so:

- 1 Arrive in school for 8.35 am.



- 2 Go to your locker and hang up your coat or your blazer.

- 3 You must be in your Form room at 8.45 am.





Your Form Tutor will mark the register. If you arrive in school after 8.50 am, you must sign the LATE BOOK in Miskelly Hall

- 4 BREAK begins at 10.50 am.


BREAK ends at 11.05 am.

You may go to your locker during break.


- 5 LUNCH begins at 12.50 pm.



- 6 LUNCH ends at 1.45 pm.



- 7 SCHOOL Ends at 3.30 pm.



Lunch Time



1. Lunch time begins at 12.50 pm.

2. For the first week you will have lunch in the canteen at 12.55 pm. You may have canteen lunch or bring a packed lunch if you prefer.

3. You may leave your books outside the canteen while you eat lunch.

4. During lunch time you should go to your locker to collect books for afternoon classes.

5. You may use Room 24 and 24A as a common room, after you have had your lunch.

6. A bell will ring at 1.40 pm when you should go to class. Period 7 begins at 1.45 pm.

Locker



You will be given a locker of your own where you can hang up your coat and keep your books.

1

You will be given your locker number. You must keep your locker in good order.

2

You will be taken to see your locker and will be given

3

a key for it. You should get a duplicate key cut which you can leave with your Form Tutor.

Remember to keep your locker locked at all times and keep your key safely.

4

When you come to school in the morning go to the locker rooms, hang up your coat and collect your books for periods 1, 2 and 3.

6

At break go to the locker room and collect your books for periods 4, 5 and 6.

7

Remember to bring your key every day. If you forget it, see your Form Tutor.

5

At lunch time collect your books for periods 7, 8 and 9.

8

Before going home, fetch your coat and get any books you might need. Do not leave any belongings outside/on top of your locker.

9

Time Table

Your Form teacher will give this out and explain it to you on your first day.

Your First PE Lesson

Do not bring any sports equipment to your FIRST PE lesson.

In you FIRST PE lesson you will meet your PE teacher who will tell you what to bring for your next lesson.

TEACHERS' NAMES

The Vice-Principal (Pastoral) is called _____

My Year Head is called _____

My Form Tutor is called _____

My Art teacher is called _____

My English teacher is called _____

My French teacher is called _____

My History teacher is called _____

My Home Economics teacher is called _____

My Mathematics teacher is called _____

My Music teacher is called _____

My PE teacher is called _____

My Science teacher is called _____

My Religious Studies teacher is called _____

My Technology teacher is called _____

My Information Technology teacher is called _____

Our Peer Mentors are called _____

The Librarian is called _____

The School Secretary is called _____

The School Receptionist is called _____

See If You Can Fill This In After Your First Week

QUIZ

1. My Form room is _____.
2. My Form Tutor's name is _____.
3. My locker number is _____.
4. I go to the canteen for lunch at _____.
5. I must arrive in school at _____.
6. If I need a white card I must see _____.
7. After the first day I must be in
my Form room at _____.
8. Our Peer Mentors are called _____.
9. If I forget my locker key I must see _____.
10. My House is _____.
11. My House Captain is _____.
12. My Form Captain is _____.
13. The Head Girl's name is _____.